

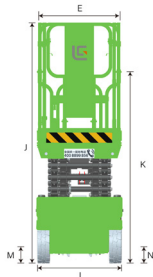
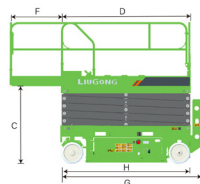
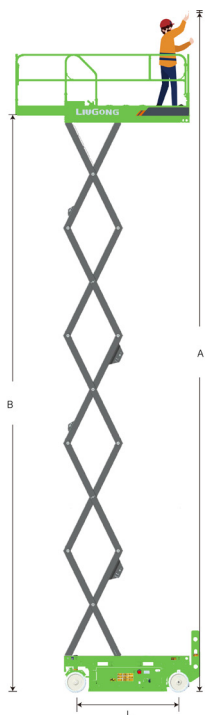


<b>Working Height Max.</b>	13.8 m (45'3") 9.5 m (31'2")
<b>Overall Lift Capacity Max.</b>	320 kg (705 lb)
<b>Overall Width</b>	1.18 m (3'10")
<b>Overall Length</b>	2.48 m (8'2")
<b>Overall Weight</b>	2,800 kg (6,172 lb)

## **LS1212H**

# **Electric Scissor Lifts H-Drive**

# LS1212H SPECIFICATIONS >>>



## DIMENSIONS

A. Working Height Max. (Indoor/Outdoor)	13.8 / 9.5 m (45'3" / 31'2")
B. Platform Height Max. (Indoor/Outdoor)	11.8 / 7.5 m (38'9" / 24'7")
C. Platform Height (Stowed)	1.48 m (4'10")
D. Platform Length	2.48 m (8'2")
E. Platform Width	1.15 m (3'9")
F. Extension Deck (Roll Out)	0.9 m (2'11")
G. Overall Length	2.48 m (8'2")
H. Overall Length (Without Ladder)	2.29 m (7'6")
I. Overall Width	1.18 m (3'10")
J. Stowed Height (Rails Up)	2.62 m (8'7")
K. Stowed Height (Rails Down)	2.1 m (6'11")
L. Wheelbase	1.88 m (6'2")
M. Ground Clearance (Pothole Raised)	100 mm (4")
N. Ground Clearance (Pothole Deployed)	20 mm (0.8")

## PRODUCTIVITY

Overall Lift Capacity Max.	320 kg (705 lb)
Extension Deck Capacity	120 kg (264 lb)
Platform Occupancy Max. (Indoor/Outdoor)	2 / 1
Drive Speed (Stowed)	2 km/h (1.2 mph)
Drive Speed (Raised)	0.4 km/h (0.2 mph)
Turning Radius (Inside/Outside)	0.24 / 2.3 m (9" / 7'6")
Lift/Lower Time	60 / 55 s
Gradeability	25 %
Tilt Sensor Activation (Side to Side/Front to Back)	X 1.5° / Y 3°
Tire Size (Solid Non-marking)	381 x 127 mm (1'3" x 5")

## POWER

Battery	24 V / 225 Ah
Lithium Battery (Optional)	24 V / 230 Ah
Charger	24 V / 30 A
Lifting Motor	24 V / 3.3 kW
Hydraulic System Volume	25 L (6 gal 4 pt)
Hydraulic Tank Capacity	20 L (5 gal 2 pt)

## WEIGHT

Overall Weight	2,800 kg (6,172 lb)
----------------	---------------------

Guangxi Liugong Machinery Co., Ltd.

No. 1 Liutai Road, Liuzhou, Guangxi 545007, PR China

T: +86 772 3886124

E: overseas@liugong.com

www.liugong.com

Specifications and designs are subject to change without notice. Machines shown may include optional equipment. Liugong standard and optional equipment may vary from region to region. Please consult your Liugong dealer for information specific to your area. Engine power kW is converted to horsepower (1 kW=1.3596 ps and 1 kW=1.3410 hp) in this file.

09/2024 Designed by LiuGong